

Executive Headteacher: Ms Sarah Jane Bellerby



Friday 17<sup>th</sup> April 2026

Dear families,

## Summer term has begun!

Welcome to the Summer term, which we hope will bring warm and sunny days for us to enjoy plenty of time outdoors. We have got an exciting term of events planned for our children in Blue Whale and Tiger Class...

This term our big question is '[What if Jack forgot what a plant needs to grow?](#)' We will be reading and acting out many exciting stories such as [Jack and the Beanstalk](#), [The Enormous Turnip](#) and [Oliver's Vegetables](#). The children will continue to make predictions, ask questions and become confident at story mapping. The children will draw pictures and write words or sentences to explain what is happening in the story. They will also be growing their own plant which they will observe and record in their seed diaries.



The children will explore questions such:

- What is your favourite part of the story? Why?
- What happened in the beginning, middle and end of the story?
- Who are the characters?
- Where is the story set?
- What does a seed need to grow?
- What happens to the seed without water/no sunlight/too much water?
- Where do seeds/plants grow best?
- What are the parts of plants?
- How are the needs of plants similar to our own needs? What is different?
- What plants grow underground? How are they different to plants that grow above ground?

## Phonics

Some of your children will be taking a phonic books home with them daily. Please read this book with your child every day. Please take care of the books.


[Your child needs to bring their Phonics folder to school every day.](#)

Ask questions about what is happening. Get them to write simple sentences.

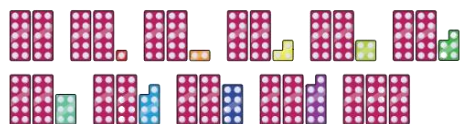
When reading with your child each night you can ask questions before, during and after the reading. Understanding what has been read to us and understanding what we read is an equally important skill to becoming a strong fluent reader. These skills help the children think about what they are reading and being able to talk about or answer questions about the story. Here are a few **reading comprehension** questions that can be tried at home:

- Before:
  - What do you think this story will be about? What might happen in the story?
  - Where do you think the story takes place? How do you know? (Encourage your child to look at the illustrations on the book's cover).
- During
  - What is happening in the picture?
  - What has happened so far? Is it what you expected to happen? Why or why not?
  - What might happen next?
  - How do you think the story might end?
  - How do you think the character is feeling here? How would you feel if you were the character in the story?
- After
  - Did you like this book? Why? (Encourage your child to explain their reasoning in a sentence. This will help them develop their own opinions about books).
  - What happened in the story?
  - What was your favourite part? Why?
  - What was the most exciting part of the story? Can you find it?
  - Why did that character do...(give a situation/event from the story)?

## Maths



This half term the children will be learning about numbers to 20 and beyond. They will build and learn to recognise patterns between numbers. By recognising patterns between numbers, the children will be able to apply this skill when working with numbers beyond 20.



The children will begin learning to add and subtract different amounts to 20 using objects, numicon shapes, number lines and counting on or back.

They will consolidate their learning of shape by learning how to manipulate and decomposing shapes. They will understand that shapes can be rotated, flipped, separated or added to make different shapes.

Through our story Jack and the Beanstalk the children will be learning to compare different heights and lengths of objects and people using objects (footprints/shoes), rulers and measuring tapes.

Here are a few activities that can be done at home to support your child's learning:

- **Measuring:** Draw around your shoe on two pieces of paper, then cut them out. Can you use your footprints to measure the length of your home? Which room is the longest? Which room is the shortest? Can you use a different object to measure your home? Did you get the same results? Why do you think it was different/same?
- **Addition:** Go for a walk in the garden or a park with someone from your family and take two containers with you. Collect five natural objects in your container and ask your family member to collect five different objects. How many objects did you find altogether? How many ways can you make this number? Can you sort the objects into two or three groups? What numbers did you use to make that amount?
- **Subtraction:** Set up some skittles or empty plastic bottles. How many skittles do you have? Roll a ball and count how many you have knocked down. How many do you have left?

## Library Books and Reading

**'The more that you read, the more things you will know. The more that you learn, the more places you'll go'**

— Dr. Seuss

One of the most important things you can do with your child is to Read, read, read! This week the children have loved hearing a range of stories and singing many nursery rhymes. Please take 10 minutes to read with them every night. This is so important for your child – it will help to develop their communication, language and concentration skills, and fosters curiosity and creativity.

The children will be borrowing a book from the library every **Tuesday**. Please make sure your child has their book folder with them. **The children would usually change their books every Tuesday. So please make sure that you return the book to the class by Monday.**

### Here are important days of our week:

**Monday-** Please make sure your child has their reading folder.

**Tuesday** – We will encourage all the children to borrow a book from our school Library

**Thursday** – whole class P.E. **Please ensure your child wears PE kit on a Thursday!**

**Friday-** Every Friday we will cook or bake something as a class.

**Friday** – Celebration assembly. Your child will get a chance to be 'star of the week' and get a certificate.

During our Celebration assembly each class will also have the opportunity to win the attendance trophy for their class and keep the trophy for the week.

### Home Learning

Home Learning is an effective tool used to support the learning in the classroom and to help children develop into independent learners. In EYFS, children learn through experiences, hands-on learning and play. Home Learning will focus on developing and supporting communication/language skills, understanding of the world, and physical development. Home Learning will be set as projects where the children will be able to learn or create something to share with their classmates. This half term's home learning will be:

- **Green Fingers:** Try growing some plants or flowers at home. You could try planting some seeds in a pot or in your garden. Remember to give your seeds some water and put them somewhere sunny. Cress seeds grow quite quickly or you could try planting some flowers. Can you create a seed diary of how your seeds are growing? Which seeds grew more quickly? How many more days did it take for your other seeds to grow? Can you compare the length of your plants? Which will grow to be the longest/tallest?

Go for a walk with a grown-up around a garden or park. Look carefully to see what plants and flowers you can see growing. You could take some photos or draw some pictures of the things you see. Can you write a caption or a sentence about the plants you saw on your walk?

Please share your home learning on Tapestry. We look forward to seeing your home learning projects and sharing them with the class.

### Planting...

This term we will be planting different seeds and will learn how to look after the plants and what plants need for it to grow strong. It will be a great opportunity for the children to do some digging, learn how to look after plants, see the changes as they grow and hopefully harvest some of the things we've grown to cook with and eat!

### The half-moon theatre trip

We will be going to The Half Moon Theatre at Limehouse to see The Pie Rat Island on Friday 15<sup>th</sup> May 2026.

### Learning Journeys – Tapestry

Please activate your account if you haven't done so already. If you need any help, please come and find a member of the reception team. We are uploading photos and videos of your child's learning in school to their learning journals. Also, feel free to add your own photos if you wish; it is always wonderful to see the learning that goes on outside of school too.

### Summer Weather

The weather is getting warmer and more sunshine we will be learning about sun safety this term. Please apply suncream on your child before school and you are welcome to put a small bottle of suncream in your child's bag for us to help them to reapply later in the day – please label it with your child's name if this is the case. Your child can come to school with a sun hat to help protect them from the sun when playing outside.

### Bedtime

When children get the right amount of sleep (11 - 12 hours each night), they are much fresher for the day and it has a positive impact on their behaviour and learning. Children often find it more difficult to sleep when it is still light outdoors. Consider giving them a clock, so that they can see when it is their bedtime (for Reception age children should go to bed around 7-7.30pm), even though it isn't dark outside. Try to stick to this routine even at weekends so your child will develop good sleep habits.

I know it is an important month for many families as some families will be fasting. However, the children are too young to stay awake till iftar so remember they should still go to bed around 7pm. The children shouldn't wake up in the middle of the night when other family members might do.

### Healthy bodies, healthy minds.

A gentle reminder that healthy children need:

- Plenty of sleep: 10-12 hours every night. This means bedtime at 7pm!
- Fresh fruit and vegetables every day.
- Lots of water to drink.
- Clean, healthy teeth – your child must brush their teeth **every morning** and **every night** before bed to stay healthy.
- **PLEASE ENSURE YOUR CHILD HAS A WATER BOTTLE WITH THEM EACH DAY** so they can drink freely throughout the day.

### Important events / diary dates:

**Parents evening** – Tuesday 28<sup>th</sup> April + Wednesday 29<sup>th</sup> April

**Bank holiday** – Monday 4<sup>th</sup> May (school closed)

**Class photographs** – Wednesday 6<sup>th</sup> May

**Trip to The half-moon theatre** – Friday 15<sup>th</sup> May

**Fluoride and Varnish for children** – Monday 18<sup>th</sup> May

**Dance performance with Effy** – Tuesday 19<sup>th</sup> May

**National numeracy day** – Wednesday 20<sup>th</sup> May

**Last day of term** – Friday 22<sup>nd</sup> May

Thank you for your continued support.

Reception Team