

Year 1, Summer 1, Curriculum Learning

Dear Parents/carers,

Welcome back to the Summer Term, where the days are longer, skies are blue and the sun is beaming (hopefully). We hope you have had an amazing Easter break whether it was adventurous or relaxed and that you are ready for the term ahead. This term is a short 5-week term, the penultimate term but a crucial time where children make huge strides in their learning. We want to ensure all children access all subjects and leave Year 1 as confident learners. We always appreciate your support and look forward to more home school partnerships. Please find below all the learning opportunities that we have planned this term.

English

In English, pupils will explore the wonderful story **Traction Man by Mini Grey**. This is an action-packed story that follows an action figure and his best sidekick as they go on adventures at home while coming across some surprises by the attack of household objects. This is a brilliant text to generate story planning, sequencing and descriptive writing. Additional stories by Mini Grey will also be shared.

As well as inspiration from stories, writing about own experiences is a Year 1 writing expectation. Writing about trips, events, holidays and practical activities are fantastic ways that will prompt children to produce writing on reflection of their experiences. All pupils will be focusing on **coherence in** writing to make sure their ideas are written down in the correct order, ideas are to the point and clear and that all sentences are written with the correct punctuation. Most will extend their simple sentences with coordinating conjunctions (and, but). Children will continue to develop correct letter formation, letter sizing and correct use of a pencil grip.


Phonics

Children will continue to progress through the Read Write Inc programme and read books matched to their reading level. Children will continue to take part in daily Phonics lessons that are fast paced, well sequenced and engaging to improve their sound knowledge and decoding abilities. All pupils have been taught to set 3 sounds and we will continue to consolidate these sounds in their word reading. We will continue to communicate to parents the sounds children have learnt via ping so all the children can practise these sounds at home too. We will also continue to have a big focus on **speedy reading** and **reading longer words**. Longer word reading is the ability to read multisyllabic words. Pupils will be taught strategies of chunking words and breaking down words to read with accuracy. Pupils will also continue to read alien words and apply their sound knowledge to read unfamiliar words. This will build their confidence for the Phonics Screening Check in Summer 2. Please ensure your child brings in their reading wallet everyday so that they can participate in reading opportunities using their own levelled books. We will send home real word and alien word reading sheets as additional homework to prepare for the Phonics Screening Check. The following online games are a good way to practise word reading.

[Buried Treasure](#)

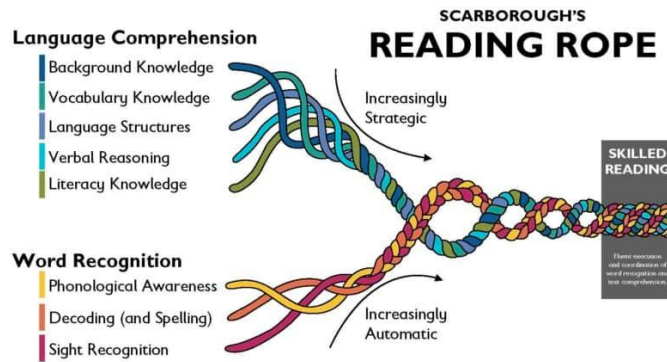
[Dragons Den](#)

[Picnic on Pluto](#)



Core book challenge

We have seen an increase in the number of books pupils are completing for the core book challenges. Keep up the motivation and encourage your child to engage with these books. Please have a look at home for any books that may be stayed at home for too long. We really admire the confidence and passion children show when sharing their 'Tell Me Grid.' Remember that all children have the rest of the summer term to complete this reading challenge. The Tell me Grids are a very important part of the challenge as it promotes comprehension and inference skills which are skills in addition to phonics that make a fluent reader. Below is a visual on how we see fluent readers. It is a combination of language comprehension and word recognition.



We believe fostering a love for reading in our pupils will enable to access endless opportunities in their lives. If you have any questions about your child's reading behaviours and abilities please come and talk to us. Pupils are offered a range of reading texts and we understand it can get confusing. Attached is a breakdown of what is given to all pupils in their reading wallets. These books offer a range of reading opportunities at home.

Geography



This term in Geography our unit of learning is called **Mapping and fieldwork**. The children will understand what a map is and its purpose. We will look carefully at a range of maps to identify human and physical features on them. We will then use this knowledge to create imaginary maps and make cross curricular links to stories and settings we have looked at previously in English. For example, the children might draw a map using all the different setting from the Storm Whale which follow Noi's journey in the story. When we have consolidated our understanding of imaginary maps through the use of familiar stories we will create a real map of different routes in our school, for example from the classroom to the playground, pupils route to school and the local area.

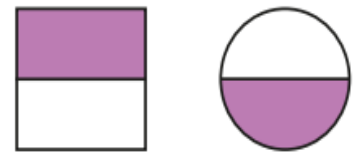
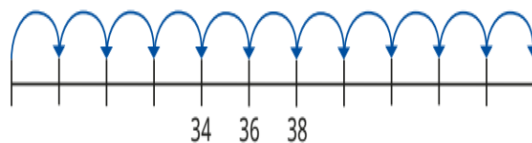
Science



In Science we will revisit two units of learning which are **Animals including Humans** and **Plants including trees**. When we revisit units of learning there will be lots of discussions, dialogues and recaps, this is to support children to consolidate their previous learning. Each unit will consist of three or more sessions with key questions. The key questions for Animals including Humans are: **What features do animals have (fish, mammals, amphibians, reptiles, birds)? What does food tell us about an animal?** There key questions for plants including trees: **What are the parts of a plant? What are deciduous and evergreen trees?**

Maths

1	2	3	4	5	6	7	8	9	10
11	12	13	14	15	16	17	18	19	20
21	22	23	24	25	26	27	28	29	30
31	32	33	34	35	36	37	38	39	40
41	42	43	44	45	46	47	48	49	50



This term in Maths our first unit of learning is based on **Multiplication and division**. The children will learn to count in 2's, 10's and 5's up to 100. First we will orally count, then we will understand what it looks like by looking visual representations such as a number grid and groups of objects. Children will complete number lines by counting in 2's and be exposed to reasoning and problem solving questions. When learning to count in 10's, children will also begin to understand that if we start at 4, the next number will be 14 followed by 24. We will then look at what it means to have equal and unequal groups. Children will use this knowledge to add equal groups of objects and write number sentences. The children will understand what an array is (rows and columns) and make arrays of objects. Finally, we will explore doubles again. The children will progress from describing doubling as the addition of the same amount to describing it as 2 equal groups, linking to the work done on multiplication in this block so far. They should now be more confident with doubling numbers up to 20. Our second unit of learning is **Fractions**. Children will recognise and find half of a shape and a quantity. Then they will progress to understand quarters, recognising and finding it in shapes and in quantities.

Personal, Social and Health Education



In PSHE children will explore the unit '**Relationships**.' First the children will identify members of their own families and learn that there are lots of different types of families. Children will then think about their relationships with their friends and identify what being a good friend means. They will learn appropriate ways of physical contact to greet their friends for example a smile, a gentle hug, kind words. They will know which ways they prefer to be greeted. We will then focus on the wider community and know who can when we need it in the school community. Children will be able to recognise their own qualities as a person and a friend and will be able to say you why they appreciate someone who is special to them.

Religious Education

In RE we will continue to follow the Tower Hamlets syllabus. This term our key question is '**What does it mean to belong to a faith community?**' The children will first begin by learning that we all belong to something and belonging is an important part of our lives. Children will think about themselves and think about where they belong, for example it could be belonging to family, friends, clubs, hobbies. This idea of belonging will be linked to people belonging to a faith and symbols that represent belonging to a religion. Children will then be looking closely at how Christians and Muslims know and show that they belong. We will read stories such as 'The boy who threw stones at trees' a story from Islam and 'The Lost coin' a story from Christianity to understand the idea of belonging.



Music

Children will continue to learn Music with our Junior Jam specialist teacher Dolvani. The unit of learning is all about **Music Theory with Keyboards**. Throughout these lessons the children will be introduced to basic musical symbols as well as learning what importance they have within music. Children will learn features of musical notation to prepare children for reading and performing music. They will become familiar with pitch and tuned instrumentation through the use of keyboard through the course. Children will be encouraged to develop the musical ear through practicing aural skills and thinking critically about the music they hear. Children will apply all of the skills and knowledge they have acquired to perform a song on the keyboards. **Keywords:** Instrument,

Pitch, Timbre, Orchestra, Big Band, Melody, Rhythm, Beat, Composer, Call and Response, Musical Ear, Crotchet, Minim, Quaver

Computing

This term children will continue to learn Computing with our Junior Jam specialist teacher Charlie. The unit of all is called **iSecure**, where children will learn the fundamentals of the internet and digital device safety. They will be introduced to different real-life scenarios and develop different strategies to stay clear of or to deal with potential situations that could arise when online. Children will be reminded each lesson about the correct procedures to follow and who they can talk to should they have any concerns regarding e-safety. They will learn about trusting the internet, both with things they see and people they may encounter. They will be taught what classes as personal information and why they should not share this with anyone else. E-safety, Cyberbullying, Passwords, Personal information, Trust, Pop-ups, Gaming, Private/Privacy, Avatar.

Art



Our first unit of learning is all about '**3D Art.**' Children will learn how to smooth a form out of clay. They will explore a range of materials to understand the importance of weight and balance in construction. Children will use recycled materials to create their own sculpture inspired by 'The Enchanted Owl' by Kenojuak Ashevak. Our second unit of learning is based on '**collage.**' Children will look at the 'Castle and Sun' art by Paul Klee. They will learn about using collage techniques to create a layered surface for their artwork. Children will also use muted colours to soften an image. They will learn to use lines as well as pattern to suggest something is there.

PE

PE will take place twice a week with specialist teachers. On Tuesday the children will be taught by our sports coach Gabrielle. The PE unit of learning is Athletics. On Thursday the children will be taught by our Junior Jam teacher Leonardo. The focus will be on **Cricket**. Children will learn the fundamentals of using the bat correctly and improving their hand-eye coordination and catching skills. They will get plenty of opportunities to catch, throw, field and bat. Children will learn to demonstrate some level of skill needed for fielding in cricket. They will be able to chase down a moving ball, stop the ball using a long barrier, roll and throw the ball underarm with a small amount of accuracy. Additionally, children will learn the other key attributes which make a good cricket player, such as coordination, agility, balance and fast reactions. **Keywords:** Bat, Ball, Fielding, Grip, Catching, Soft Hands, Watch the Ball, Underarm Throw, Overarm Throw, Power, Batting, Teamwork, Accuracy, Long Barrier, Roll, Bounce, Move Towards the Ball.

Important dates and events:

- Trip tbc
- **Week beginning 19 May 2025-** Home projects due
- **Friday 23rd May 2025** - Last day of Summer Term 1

This term we will be doing the following:

Weekly PE lessons	Tuesday and Thursday at the Sports Hall
Spelling	Monday (Spell check Friday)
RWI reading book and RWI bookbag Book	Weekly- mostly every 3 days (groups defer)
Core Reading Challenge and Class Library book	Friday
PE	Tuesday PM & Thursday AM

Daily reminders: Please make sure all jumpers/ cardigans are labelled

Our uniform consists of:

- A purple sweatshirt or cardigan with school logo
- Purple or white polo shirt with school logo
- Black trousers, black skirt or black pinafore
- Lilac/purple school gingham dress (summer)
- Black shoes
- If a headscarf is worn this should be black, white or purple

Our PE kit consists of:

- A white polo shirt with school logo
- Black jogging bottoms or black shorts
- Black plimsolls or suitable trainers

Please can all clothing items be labelled with your child's name.

Water

Please make sure your child brings a water bottle to school.

Book bag – Please check regularly and take out letters and communication

This should carry the reading wallet with:

- RWI Reading book
- RWI book bag book
- class library book
- reading journal
- Core Book Challenge – optional

Homework:

Year 1 home learning involves weekly spelling and daily reading of Phonics book. Additional books in book bag can also be used to do home reading. Half Termly homework projects, which is submitted on the last week of term. This term's home project is due week beginning **19.5.25**. This term pupils will write their own narrative based on the stories of Traction Man.



Thank you for reading this newsletter and we hope you are informed well about your child's learning in school. As you can tell their learning journey in Year 1 is flourishing and lots of progress will be made this term. Thank you for your continued support.

Yours Sincerely,



Hafsa and Shireena

Science Key Vocabulary- Revisiting units of learning

Animals including humans

 Tier 2 multiple meaning or high frequency		 Tier 3 subject specific	
blood	red liquid found inside animals	mammal	a warm-blooded animal that makes milk for its babies
senses	the things that make us aware of the world	amphibian	animal that lives on land and in water
young	another word for babies	reptile	animal with cold blood and scaly skin
feathers	things that grow out of a bird's skin	herbivore	animal that eats plants
fur	soft hair found on some animals	carnivore	animal that eats other animals
scales	thin plates on the skin of fish and reptiles	omnivore	animal that eats plants and animals

Plants including trees

 Tier 2 multiple meaning or high frequency		 Tier 3 subject specific	
bud	growth on a plant that becomes a leaf, shoot or flower	nutrients	substances essential for life and growth
trunk	main woody stem of tree	stem	central, long, thin part of a plant
branch	part of tree that grows out from trunk	deciduous	(of trees) sheds leaves in autumn
bark	protective outer covering of tree	evergreen	(of trees) keeps leaves all year
seed	food store from which a new plant grows		
wild	growing naturally without human help		

Geography Key Vocabulary

☰ Tier 2 multiple meaning or high frequency

built	having been made by putting parts together
human	relating to people
imaginary	existing only in the mind
natural	existing in nature
place	a particular position or area
space	the three-dimensional area in which things exist

☰ Tier 3 subject specific

aerial	existing or taking place in the air
connected	joined or linked together
environment	the surroundings or conditions in which plants and animals live
feature	a distinctive part or aspect
fieldwork	practical work carried out in the outdoors
location	a place where something exists

Complex Speed Sounds Chart

Consonant sounds

f	l	m	n	r	s	v	z	sh	th	ng
ff	ll	mm	nn	rr	ss	ve	zz	ti		nk
ph	le	mb	kn	wr	se		s	ci		
			gn		c		se			
					ce					

b	c	d	g	h	j	p	qu	t	w	x	y	ch
bb	k	dd	gg		j	pp		tt	wh			tch
	ck		gu		ge							
	ch				dge							

Vowel sounds

a	e	i	o	u	ay	ee	igh	ow
	ea				<u>a</u> -e	<u>e</u> -e	<u>i</u> -e	<u>o</u> -e
					ai	y	ie	oa
					a	ea	i	o
						e	y	oe

oo	oo	ar	or	air	ir	ou	oy	ire	ear	ure
<u>u</u> -e			oor	are	ur	ow	oi			
ue			ore		er					
ew			aw							
			au							

What's inside our reading wallets?

- RWI Phonics book
- RWI Bookbag book
- Big Cat decodable book
- Core book challenge
- Class Library Book
- Reading Record
- Tell Me Grid

Tell Me Grid booklets

Written reflections of the core book challenges.

Big Cat Book

Additional decodable book suited to your child's reading level.

Class Library Book

Your child has chosen this book from the class book corner to develop their reading for pleasure.

Year 1 Core Book Challenge

Your child chooses a book to complete with a reflection. There are 30 books to complete in the year.

Reading Record

Grownups to fill in daily home reading.

RWI Phonics Book

This is the book your child is reading in phonics. Your child has been assessed every half term and matched to their most appropriate reading level.

